








STEPS TO FOLLOW EVERY TIME YOU LAUNCH YOUR WATERCRAFT


- 1)  Follow Step 1 and 2 on the reverse side of this form.
- 2)  Sign and Date a New Line Below for Each Visit.
- 3)  Place this Side of the Certificate Facing Up on the Dashboard of your Tow Vehicle.

CERTIFICATE OF DECONTAMINATION
My boat is clean and I have not put it in any waters listed in Step 1; or I have decontaminated my boat and trailer as outlined in Step 2.
Sign and Date  _____ Boater's signature and date (not valid unless signed and dated)

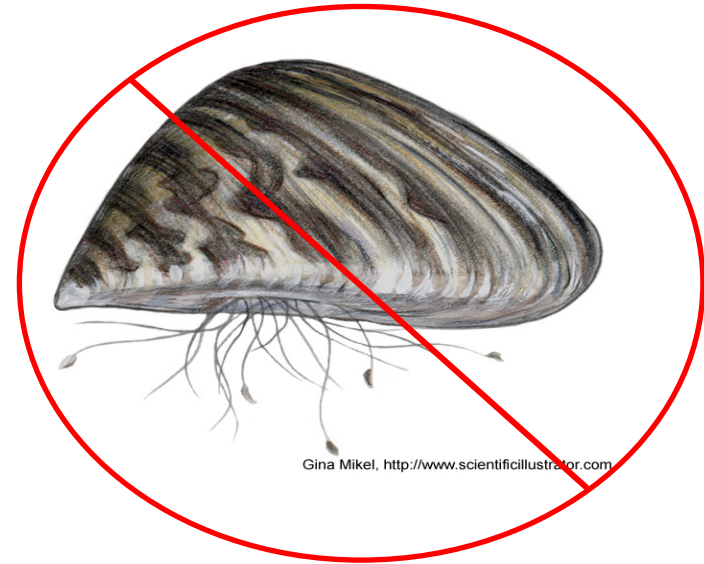
CERTIFICATE OF DECONTAMINATION
My boat is clean and I have not put it in any waters listed in Step 1; or I have decontaminated my boat and trailer as outlined in Step 2.
Sign and Date  _____ Boater's signature and date (not valid unless signed and dated)

CERTIFICATE OF DECONTAMINATION
My boat is clean and I have not put it in any waters listed in Step 1; or I have decontaminated my boat and trailer as outlined in Step 2.
Sign and Date  _____ Boater's signature and date (not valid unless signed and dated)

CERTIFICATE OF DECONTAMINATION
My boat is clean and I have not put it in any waters listed in Step 1; or I have decontaminated my boat and trailer as outlined in Step 2.
Sign and Date  _____ Boater's signature and date (not valid unless signed and dated)

CERTIFICATE OF DECONTAMINATION
My boat is clean and I have not put it in any waters listed in Step 1; or I have decontaminated my boat and trailer as outlined in Step 2.
Sign and Date  _____ Boater's signature and date (not valid unless signed and dated)

BOATERS MUST FILL OUT THIS *CLEAN BOAT CERTIFICATION FORM* BEFORE LAUNCHING THEIR BOAT*



Why Is The Clean Boat Form Required?

- Zebra Mussels (pictured above) are a small freshwater mollusk, typically one inch or less in size that grow in clusters and attach to solid objects. They are a non-native aquatic invasive species that were introduced to the US in the 1980s and can spread rapidly and significantly alter a water body. They are established in the bordering states of VT, NY, and CT and were confirmed in Laurel Lake in Lee/Lenox MA in 2009.

****This clean boat certification form is required for all watercraft at the state boat ramps listed below that were determined to be at high or moderate risk for zebra mussel colonization. Failure to comply can result in a fine.***

THIS FORM IS REQUIRED FOR ALL WATERCRAFT AT: Ashmere Lake, Cheshire Reservoir, Housatonic River, Lake Buel, Lake Garfield, Lake Mansfield, Laurel Lake, Onota Lake, Plunkett Reservoir, Pontoosuc Lake, Prospect Lake, Richmond Pond, Shaw Pond, and Stockbridge Bowl.

STEPS TO FOLLOW EVERY TIME YOU LAUNCH YOUR WATERCRAFT

STEP 1: Identify Waterbodies You Have Visited

⇒ Please read this section and answer Question 1 below.

The following Northeast waters all contain zebra or quagga mussels:

MASSACHUSETTS

Laurel Lake, Lee/Lenox
Housatonic River

CONNECTICUT

East/West Twin Lakes

NEW YORK

Ballston Lake
Hudson River
Lake George
Mohawk River
Saratoga Lake
Saint Lawrence River
The Finger Lakes
*many additional lakes

VERMONT

Lake Bomoseen
Lake Champlain
Lake Hortonia

THE GREAT LAKES

Others _____

**See kiosk for updated list of contaminated waters or visit USGS website*

⇒ **QUESTION 1:**

Has your watercraft been in any of the above waters in the last 30 days? YES or NO?

IF YOU ANSWERED “NO”, and to the best of your knowledge your watercraft is free of all other aquatic invasive species, sign this form on the reverse side, and place it on your dashboard before launching your boat.

IF YOU ANSWERED “YES”, go to Part 2: Decontamination.

STEP 2: Decontamination

If you answered “YES” to QUESTION 1, your boat may be carrying some form of zebra or quagga mussels and you must clean your boat using one of the procedures below.

DECONTAMINATION METHODS (choose Method A or B)

Method A: Clean, Drain and Dry Your Watercraft

Step 1: CLEAN all visible plants, mud, or other debris

Step 2: DRAIN all water (bilge, livewells, motor)

Step 3: DRY (1 week during July and August, 2 weeks in June and September, and 4 weeks before and after these dates.)

OR

Method B: Clean, Drain and Wash Your Watercraft

Step 1: CLEAN all visible plants, mud, or other debris

Step 2: DRAIN all water (bilge, livewells, motor)

Step 3: WASH your boat’s hull, trailer, equipment, and any other exposed surfaces, and the inside of your bilge area, livewell, and engine cooling system with one of the following:

*Steam or Scalding Hot Wash (>140 degrees) OR

*Chlorine/bleach Solution (1 oz. per gal. water) OR

*Lysol (as sold or mix to 1% solution) OR

*Vinegar (as sold)

*See complete decontamination instructions in brochure as kiosk

⇒ **QUESTION 2:**

Have you cleaned, drained and dried; or cleaned, drained and washed your boat following method A or B above? Yes or No? **IF YOU ANSWERED “YES”**, sign this form on the reverse side. **IF YOU ANSWERED “NO”**, you cannot launch your boat and will be in violation and subject to a fine if you do.